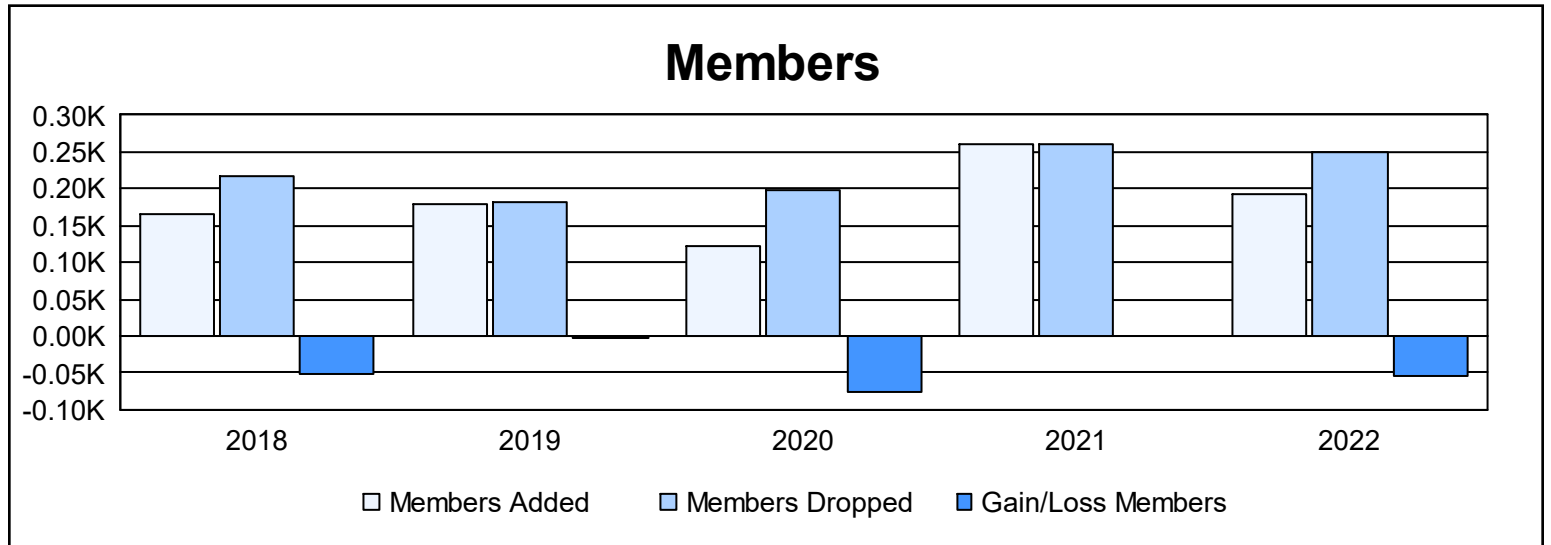
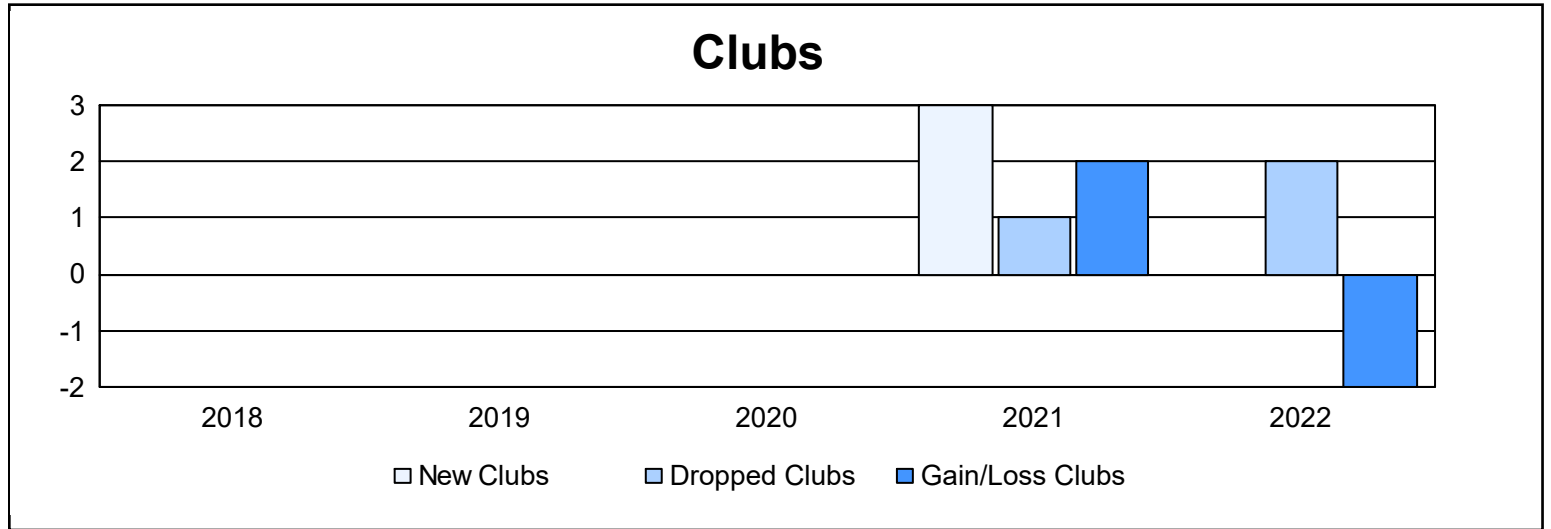
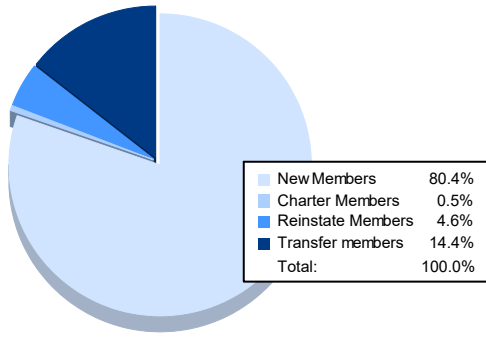


Year	New Clubs	Dropped Clubs	Gain/ Loss Clubs	New Members	Charter Members	Reinstate Members	Transfer Members	Total Member Added	Total Members Dropped	Gain/ Loss Members
2017-2018	0	0	0	139	1	2	24	166	217	-51
2018-2019	0	0	0	156	2	8	12	178	182	-4
2019-2020	0	0	0	107	0	6	10	123	199	-76
2020-2021	3	1	2	148	80	6	26	260	260	0
2021-2022	0	2	-2	156	1	9	28	194	249	-55
<b>Average</b>	<b>1</b>	<b>1</b>	<b>0</b>	<b>141</b>	<b>17</b>	<b>6</b>	<b>20</b>	<b>184</b>	<b>221</b>	<b>-37</b>



### Membership Composition June 2022 Cumulative



### Gender Composition June 2022 Cumulative

